

ITEM: WFBASE (for use with Flags Galore's Feather Flags)

Portable Feather
Flag Base
WFBASE

Portable Indoor/ Outdoor Feather Flag Base

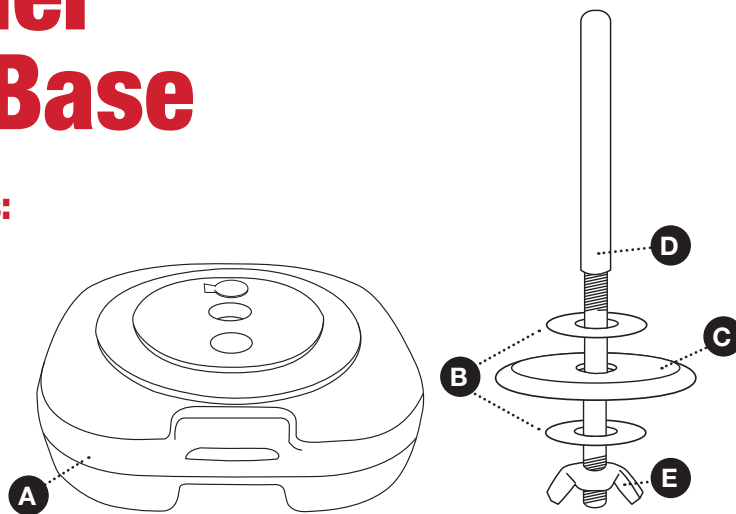
FLAGS GALORE'S FEATHER FLAG BASE:

- ★ Place flags anywhere for maximum visibility
- ★ Sets up in minutes
- ★ Compatible with all Flags Galore Feather Flags

Base Includes:

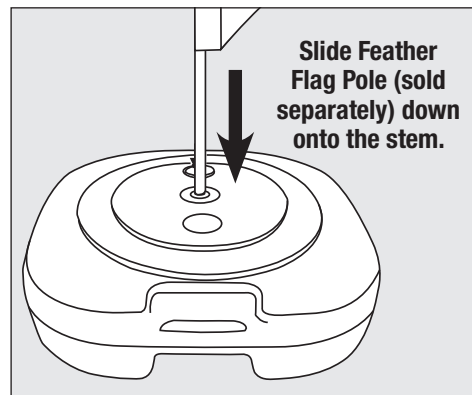
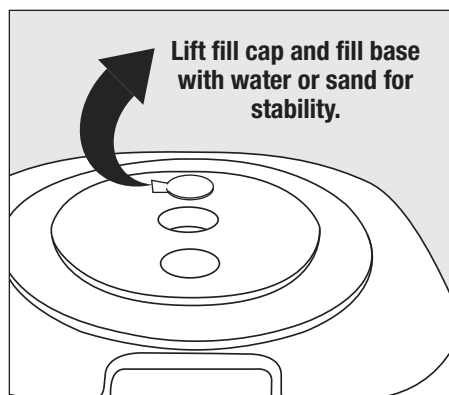
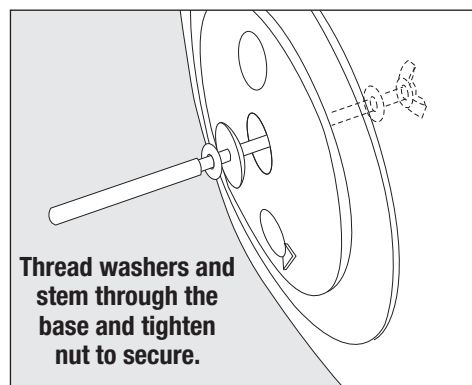
- A. Plastic Base with detachable fill cap
- B. 2 Metal Washers
- C. 1 Plastic Washer
- D. Flag Stem
- E. Wing Nut

Additional items:
Sand or Water



Assembly Instructions:

1. Thread one metal washer (B), the plastic washer (C) onto the flag stem (D) and insert the support stem through the center hole of the base (A). On the underside of the base, add the remaining washer and secure the stem with the wing nut (E).
2. Remove fill cap on top of base and fill with water or sand. Replace the cap and move the base to desired location.
3. Slide your flag and pole onto the stem.



Note: Bring base and flag inside in severe wind and weather.